

Prep Term Three 2024 Newsletter



Dear Parents/ Guardians,




Welcome to Term 3, 2024! Wow, our students have already been at school for a whole semester. This term we have some very exciting things coming up. We are all looking forward to celebrating our 100 days of school this term!

Keep up to date with all our news and important dates via Compass, seesaw, Facebook and the weekly newsletter.

Regards,

The Prep Teachers

What are we learning in Term Three?

English	Mathematics	Inquiry
<p>This term, students will be focusing on further developing their writing skills. In Term 3 we will be focusing on retell. Here the students will listen to a story and be able to understand the main events that happened. They will then be able to write about these events. We will be identifying the characters, setting, problem and the solution in the books that we read. In reading we will learning how to verbally summarise what has happened in a story that we read. We will then move on to being able to think of our own made up stories and write our own narratives.</p> <p>In Speaking and Listening students will participate in daily reflections, focusing on sharing their thoughts and feeling about a text that we read.</p> 	<p>In Term 3 students will continue to learn how to partition numbers up to 10 such as 10 can be broken into two parts such as (2 and 8), (4 and 6) or (9 and 1). We will then move into being able to add and subtract and learn how to count on from the biggest number to find the total. During this we will be discussing money and will begin to act out addition and subtraction problems using money and real life situations. Then we will learn about patterns and how they repeat. We will also have the opportunity to make our own patterns.</p> <p>Towards the end of the term we will move onto focusing on measurement. We will be comparing real life objects to find which is taller, shorter, wider, longer, heavier and lighter.</p> 	<p>This term, Prep students will be learning all about different materials. They will understand that things around us are made of all different materials for a particular reason. We will be experimenting with foil, cardboard, plastic, play dough and wood. We will also discuss where we can find these materials and what these materials are used for.</p> <p>During this unit students will have the opportunity to use these different materials to make their very own model of the 3 billy goats gruff. This will be an exciting, hands on experience for the students! We can't wait to be able to share these with you at our celebration of learning at the end of the term.</p> 

Resilience, rights and respectful relationships

In Resilience, rights and respectful relationships we will continue our learning around the emotions that we may experience. This Term we will focus on stress management. We will be discuss things that we can do when we feel stressed to help ourselves feel better. We will also learn how to play with others in a positive way to make sure we know how to be a good friend which will help everyone feel included and safe at school.



What's happening in Prep?

Important Dates

- 26th July-** Whole school assembly 2:45pm
- 2nd August-** 100 days of school celebration day
- 19th August-** Curriculum day
- 17th September-** Celebration of learning
- 19th September-** End of term assembly 9:15am
- 20th September-** Last day of Term 3

Literacy – Reading and Writing

Weeks	Topic	What you can do at home to assist your child's learning
1-5	Retell	Read a story with your child and get them to tell you the main events that happened throughout the book. Identify the character and setting, the problem and the solution in a story
5-10	Narrative	Allow students to think of their own stories. Thinking of characters, a setting, a problem and a solution and drawing or writing their ideas down.

Mathematics

Weeks	Topic	What you can do at home to assist your child's learning
1-2	Partition and combine numbers	Give your child a collection of 10 objects then see how they can partition this collection into two groups. Eg. A collection of 6 can be partitioned into 2 and 4 or 3 and 3 or 5 and 1
2-4	Add and subtract	Give your child a collection of 10 objects then add some to the collection or take some away from the collection. Then how many there are now.
4-6	Patterns	Get your child to use objects around your home to make a pattern eg. Sock, spoon, spoon, sock, spoon, spoon
6-8	Measurement	Get your child to choose 2 different objects in your home eg. A spoon and a cup. Ask them which is taller, which is heavier, and which may hold more liquid.

Inquiry

Weeks	Topic	What you can do at home to assist your child's learning
1-10	The bridge and beyond	Discuss different materials that you have around your home such as plastic, cardboard, paper, wood, foil and why these objects are made with these certain materials